

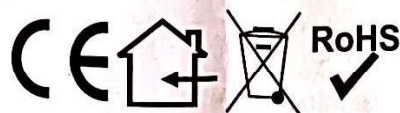


ST-XQ02

LED Pixel Controller Wall Strobe Bar



USER MANUAL



At first, thank you for purchasing the device. For the sake of safety and regular operation of this projector, please read this manual carefully before using and operating it in order to avoid any personal injury or damage to the device.

WARNING

FOR YOUR OWN SAFETY, PLEASE READ THIS USER MANUAL CAREFULLY BEFORE YOUR INITIAL START-UP!



CAUTION: Keep this equipment away from rain, moisture and liquids.



SAFETY INSTRUCTIONS

Every person involved with the installation, operation & maintenance of this equipment should:

- Be competent
- Follow the instructions of this manual



CAUTION: Take care using this equipment! high voltage-risk of electric shock!!



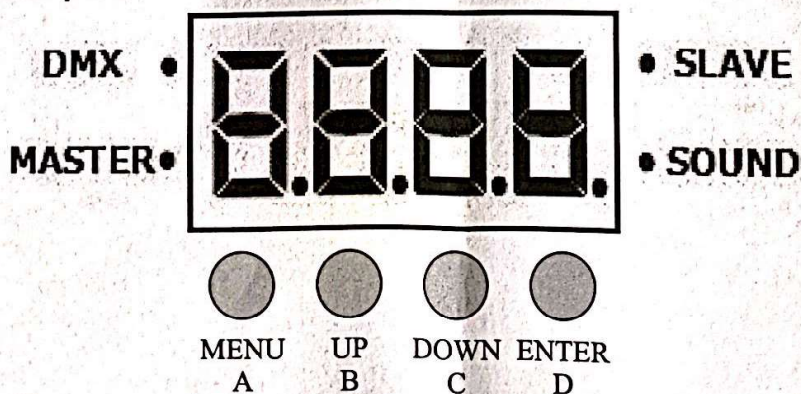
Before your initial start-up, please make sure that there is no damage caused during transportation. Should there be any, consult your dealer and do not use the equipment.

To maintain the equipment in good working condition and to ensure safe operation, it is necessary for the user to follow the safety instructions and warning notes written in this manual.

Please note that damages caused by user modifications to this equipment are not subject to warranty.

Digital display operate:

a). Illustration part:



Operation Instructions:

After startign press A(MENU) Enter into main-menu,
Press B(UP) C(DOWN) to select the submenu,
and then press D(ENTER)ensure.

b).LED Display Function table

Mode	Programming		Description	
Auto mode	Auto		Mode Auto-run mode	
DMX mode	Addr	3 CH	A001-A510	
		5 CH	A001-A508	
		8 CH	A001-A505	
		24CH	A001-A489	
		48CH	A001-A465	
		53CH	A001-A460	
		Each channel mode is a separate address, plugged into the console, automatically enter DMX mode		
Show	Shou	Sh 1-54	Program Show 1-54	
		Sp 1-10	Program Speed 1-10 (slow->fast)	
		St 0-9	Program Flash 0-9 (slow->fast)	
Sound Mode	Soud	Sou1	Sen1-9 Mic Sensitivity	
		Sou2		
		Sou3		
Edit color	Colo	r000-255	Red (0-100%) Red Dimming	
		g000-255	Green (0-100%) Green Dimming	
		b000-255	Blue (0-100%) Blue Dimming	
		St 0 —St 9	LED Strobe (slow->fast)	
Static colors	StAt	CL00-CL26	RGB static color	
Slave	SLAV	Slave	Slav (Slave, automatically identify the host)	
Information	Info	ver	VVxx Soft version	
Product Set	Set	dis	10s	Set the backlight of the display board, from 10 seconds to continuous light, factory default is 10 seconds.
			20s	
			30	
			60s	
			on	
	dir	--->	setting direction right	
	<---	setting direction left		

DMX MODE1:3 CH

CH1	0-255	ALL RED (0-100%)
CH2	0-255	ALL GREEN (0-100%)
CH3	0-255	ALL BLUE (0-100%)

DMX MODE2:5 CH

CH1	0-255	Dimmer	
CH2	0-9	No Function	Strobe
	10-255	Slow->Fast	
CH3	0-255	ALL RED (0-100%)	
CH4	0-255	ALL GREEN (0-100%)	
CH5	0-255	ALL BLUE (0-100%)	

DMX MODE3:8 CH

CH1	0-255	Dimmer
CH2	0-255	ALL RED (0-100%)
CH3	0-255	ALL GREEN (0-100%)
CH4	0-255	ALL BLUE (0-100%)
CH5 (When the CH6 value is less than 10, This channel is valid)	0-9	No Function(CH2-Ch4 is valid)
	10-13	Static color(CH7 selection)
	14-17	Internal effect
	18-21	Internal effect
	22-25	Internal effect
	26-29	Internal effect
	30-33	Internal effect
	34-37	Internal effect
	38-41	Internal effect
	42-45	Internal effect
	46-49	Internal effect
	50-53	Internal effect
	54-57	Internal effect
	58-61	Internal effect
	62-65	Internal effect
66-69	Internal effect	
70-73	Internal effect	

	74-77	Internal effect
	78-81	Internal effect
	82-85	Internal effect
	86-89	Internal effect
	90-93	Internal effect
	94-97	Internal effect
	98-101	Internal effect
	102-105	Internal effect
	106-109	Internal effect
	110-113	Internal effect
	114-117	Internal effect
	118-121	Internal effect
	122-125	Internal effect
	126-129	Internal effect
	130-133	Internal effect
	134-137	Internal effect
	138-141	Internal effect
	142-145	Internal effect
	146-149	Internal effect
	150-153	Internal effect
	154-157	Internal effect
	158-161	Internal effect
	162-165	Internal effect
	166-169	Internal effect
	170-173	Internal effect
	174-177	Internal effect
	178-181	Internal effect
	182-185	Internal effect
	186-189	Internal effect
	190-193	Internal effect
	194-197	Internal effect
	198-201	Internal effect
	202-205	Internal effect
	206-209	Internal effect
	210-213	Internal effect
	214-217	Internal effect
	218-221	Internal effect
	222-225	Internal effect
	226-229	Internal effect
	230-233	Auto Mode (run internal effect1-54)
	234-237	DMX Sound mode1
	238-241	DMX Sound mode2
	242-255	DMX Sound mode3
CH6 take precedence (CH5)	0-9	No Function(CH5 is valid)
	10-15	The first segment of the LED is on, CH2, CH3, and CH4 control the color (CH7>100, the remaining segments are off)
	16-21	The second segment of the LED is on, CH2, CH3, and CH4 control the color (CH7>100, the remaining segments are off)
	22-27	The third segment of the LED is on, CH2, CH3, and CH4 control the color (CH7>100, the remaining segments are off)
	28-33	The fourth segment of the LED is on, CH2, CH3, and CH4 control

	the color (CH7>100, the remaining segments are off)
34-39	The fifth segment of the LED is on, CH2, CH3, and CH4 control the color (CH7>100, the remaining segments are off)
40-45	The sixth segment of the LED is on, CH2, CH3, and CH4 control the color (CH7>100, the remaining segments are off)
46-51	The seventh segment of the LED is on, CH2, CH3, and CH4 control the color (CH7>100, the remaining segments are off)
52-57	The eighth segment of the LED is on, CH2, CH3, and CH4 control the color (CH7>100, the remaining segments are off)
58-63	The ninth segment of the LED is on, CH2, CH3, and CH4 control the color (CH7>100, the remaining segments are off)
64-69	The tenth segment of the LED is on, CH2, CH3, and CH4 control the color (CH7>100, the remaining segments are off)
70-75	The eleventh segment of the LED is on, CH2, CH3, and CH4 control the color (CH7>100, the remaining segments are off)
76-81	The twelfth segment of the LED is on, CH2, CH3, and CH4 control the color (CH7>100, the remaining segments are off)
82-87	The thirteenth segment of the LED is on, CH2, CH3, and CH4 control the color (CH7>100, the remaining segments are off)
88-93	The fourteenth segment of the LED is on, CH2, CH3, and CH4 control the color (CH7>100, the remaining segments are off)
94-99	The fifteenth segment of the LED is on, CH2, CH3, and CH4 control the color (CH7>100, the remaining segments are off)
100-105	The sixteenth segment of the LED is on, CH2, CH3, and CH4 control the color (CH7>100, the remaining segments are off)
106-111	Pattern effect 1 (CH2, CH3, CH4 control pattern color)
112-117	Pattern effect 2 (CH2, CH3, CH4 control pattern color)
118-123	Pattern effect 3 (CH2, CH3, CH4 control pattern color)
124-129	Pattern effect 4 (CH2, CH3, CH4 control pattern color)
130-135	Pattern effect 5 (CH2, CH3, CH4 control pattern color)
136-141	Pattern effect 6 (CH2, CH3, CH4 control pattern color)
142-147	Pattern effect 7 (CH2, CH3, CH4 control pattern color)
148-153	Pattern effect 8 (CH2, CH3, CH4 control pattern color)
154-159	Pattern effect 9 (CH2, CH3, CH4 control pattern color)
160-165	Pattern effect 10 (CH2, CH3, CH4 control pattern color)
166-171	Pattern effect 11 (CH2, CH3, CH4 control pattern color)
172-177	Pattern effect 12 (CH2, CH3, CH4 control pattern color)
178-183	Pattern effect 13 (CH2, CH3, CH4 control pattern color)
184-189	Pattern effect 14 (CH2, CH3, CH4 control pattern color)
190-195	Pattern effect 15 (CH2, CH3, CH4 control pattern color)
196-201	Pattern effect 16 (CH2, CH3, CH4 control pattern color)
202-207	Pattern effect 17 (CH2, CH3, CH4 control pattern color)
208-213	Pattern effect 18 (CH2, CH3, CH4 control pattern color)
214-219	Pattern effect 19 (CH2, CH3, CH4 control pattern color)

	220-225	Pattern effect 20 (CH2, CH3, CH4 control pattern color)	
	226-231	Pattern effect 21 (CH2, CH3, CH4 control pattern color)	
	232-237	Pattern effect 22(CH2, CH3, CH4 control pattern color)	
	238-243	Pattern effect 23 (CH2, CH3, CH4 control pattern color)	
	244-255	Pattern effect 24 (CH2, CH3, CH4 control pattern color)	
CH7	0-255	DMX Program Speed(Slow->fast)	
	0-9	No function	
	10-19	Static color 1 (10<=CH5 channel value <=13)	
	20-29	Static color 2 (10<=CH5 channel value <=13)	
	30-39	Static color3 (10<=CH5 channel value <=13)	
	40-49	Static color 4 (10<=CH5 channel value <=13)	
	50-59	Static color 5 (10<=CH5 channel value <=13)	
	60-69	Static color 6(10<=CH5 channel value <=13)	
	70-79	Static color 7 (10<=CH5 channel value <=13)	
	80-89	Static color 8 (10<=CH5 channel value <=13)	
	90-99	Static color 9(10<=CH5 channel value <=13)	
	100-109	Static color 10 (10<=CH5 channel value <=13)	
	110-119	Static color 11 (10<=CH5 channel value <=13)	
	120-129	Static color 12 (10<=CH5 channel value <=13)	
	130-139	Static color 13 (10<=CH5 channel value <=13)	
	140-149	Static color 14 (10<=CH5 channel value <=13)	
	150-159	Static color 15 (10<=CH5 channel value <=13)	
	160-169	Static color 16 (10<=CH5 channel value <=13)	
	170-179	Static color 17(10<=CH5 channel value <=13)	
	180-189	Static color 18 (10<=CH5 channel value <=13)	
	190-199	Static color 19 (10<=CH5 channel value <=13)	
	200-209	Static color 20 (10<=CH5 channel value <=13)	
	210-219	Static color 21 (10<=CH5 channel value <=13)	
	220-229	Static color 22 (10<=CH5 channel value <=13)	
	230-239	Static color 23 (10<=CH5 channel value <=13)	
240-249	Static color 24 (10<=CH5 channel value <=13)		
250-255	Static color 25 (10<=CH5 channel value <=13)		
CH8	0-9	No Function	Strobe
	10-255	Slow->Fast	

DMX MODE4:24CH

CH1	0-255	Dimmer
CH2	0-255	ALL RED (0-100%)
CH3	0-255	ALL GREEN (0-100%)
CH4	0-255	ALL BLUE (0-100%)
	0-9	No Function(CH2-Ch4, CH9-CH24 is valid)
	10-13	Static color (CH7selection)
	14-17	Internal effect1

<p>CH5 (When the CH6 value is less than 10, This channel is valid)</p>	18-21	Internal effect2
	22-25	Internal effect3
	26-29	Internal effect4
	30-33	Internal effect5
	34-37	Internal effect6
	38-41	Internal effect7
	42-45	Internal effect8
	46-49	Internal effect9
	50-53	Internal effect10
	54-57	Internal effect11
	58-61	Internal effect12
	62-65	Internal effect13
	66-69	Internal effect14
	70-73	Internal effect15
	74-77	Internal effect16
	78-81	Internal effect17
	82-85	Internal effect18
	86-89	Internal effect19
	90-93	Internal effect20
	94-97	Internal effect21
	98-101	Internal effect22
	102-105	Internal effect23
	106-109	Internal effect24
	110-113	Internal effect25
	114-117	Internal effect26
	118-121	Internal effect27
	122-125	Internal effect28
	126-129	Internal effect29
	130-133	Internal effect30
	134-137	Internal effect31
	138-141	Internal effect32
	142-145	Internal effect33
	146-149	Internal effect34
	150-153	Internal effect35
	154-157	Internal effect36
	158-161	Internal effect37
	162-165	Internal effect38
	166-169	Internal effect39
	170-173	Internal effect40
	174-177	Internal effect41
	178-181	Internal effect42
	182-185	Internal effect43
	186-189	Internal effect44
	190-193	Internal effect45

194-197	Internal effect46
198-201	Internal effect47
202-205	Internal effect48
206-209	Internal effect49
210-213	Internal effect50
214-217	Internal effect51
218-221	Internal effect52
222-225	Internal effect53
226-229	Internal effect54
230-233	Auto Mode(Run the built-in effect 1-54)
234-237	DMX Sound mode1
238-241	DMX Sound mode2
242-255	DMX Sound mode3
0-9	No Function(CH5 is valid)
10-19	Pattern effect 1 (CH2, CH3, CH4 control pattern color)
20-29	Pattern effect 2 (CH2, CH3, CH4 control pattern color)
30-39	Pattern effect3 (CH2, CH3, CH4 control pattern color)
40-49	Pattern effect 4 (CH2, CH3, CH4 control pattern color)
50-59	Pattern effect5 (CH2, CH3, CH4 control pattern color)
60-69	Pattern effect6 (CH2, CH3, CH4 control pattern color)
70-79	Pattern effect7 (CH2, CH3, CH4 control pattern color)
80-89	Pattern effect 8 (CH2, CH3, CH4 control pattern color)
90-99	Pattern effect 9 (CH2, CH3, CH4 control pattern color)
100-109	Pattern effect10 (CH2, CH3, CH4 control pattern color)
110-119	Pattern effect 11 (CH2, CH3, CH4 control pattern color)
120-129	Pattern effect12 (CH2, CH3, CH4 control pattern color)
130-139	Pattern effect 13 (CH2, CH3, CH4 control pattern color)
140-149	Pattern effect 14 (CH2, CH3, CH4 control pattern color)
150-159	Pattern effect 15 (CH2, CH3, CH4 control pattern color)
160-169	Pattern effect 16 (CH2, CH3, CH4 control pattern color)
170-179	Pattern effect 17 (CH2, CH3, CH4 control pattern color)
180-189	Pattern effect18 (CH2, CH3, CH4 control pattern color)
190-199	Pattern effect 19 (CH2, CH3, CH4 control pattern color)
200-209	Pattern effect 20 (CH2, CH3, CH4 control pattern color)
210-219	Pattern effect21 (CH2, CH3, CH4 control pattern color)
220-229	Pattern effect 22 (CH2, CH3, CH4 control pattern color)
230-239	Pattern effect 23 (CH2, CH3, CH4 control pattern color)
240-255	Pattern effect 24 (CH2, CH3, CH4 control pattern color)
154-159	Pattern effect 9 (CH2, CH3, CH4 control pattern color)
160-165	Pattern effect10 (CH2, CH3, CH4 control pattern color)
166-171	Pattern effect 11 (CH2, CH3, CH4 control pattern color)
172-177	Pattern effect 12 (CH2, CH3, CH4 control pattern color)
178-183	Pattern effect13 (CH2, CH3, CH4 control pattern color)

CH6
(take
precedence
CH5)

	184-189	Pattern effect14 (CH2, CH3, CH4 control pattern color)	
	190-195	Pattern effect15 (CH2, CH3, CH4 control pattern color)	
	196-201	Pattern effect 16 (CH2, CH3, CH4 control pattern color)	
	202-207	Pattern effect17 (CH2, CH3, CH4 control pattern color)	
	208-213	Pattern effect18 (CH2, CH3, CH4 control pattern color)	
	214-219	Pattern effect19 (CH2, CH3, CH4 control pattern color)	
	220-225	Pattern effect 20 (CH2, CH3, CH4 control pattern color)	
	226-231	Pattern effect 21 (CH2, CH3, CH4 control pattern color)	
	232-237	Pattern effect22 (CH2, CH3, CH4 control pattern color)	
	238-243	Pattern effect 23 (CH2, CH3, CH4 control pattern color)	
	244-255	Pattern effect 24 (CH2, CH3, CH4 control pattern color)	
CH7	0-255	DMX Program Speed(Slow->fast)	
	0-9	No function	
	10-19	Static color1 (10<=CH5channel value <=13)	
	20-29	Static color 2 (10<=CH5channel value <=13)	
	30-39	Static color 3 (10<=CH5channel value <=13)	
	40-49	Static color 4 (10<=CH5channel value <=13)	
	50-59	Static color5 (10<=CH5channel value <=13)	
	60-69	Static color 6 (10<=CH5channel value <=13)	
	70-79	Static color7 (10<=CH5channel value <=13)	
	80-89	Static color8 (10<=CH5channel value <=13)	
	90-99	Static color 9 (10<=CH5channel value <=13)	
	100-109	Static color 10 (10<=CH5channel value <=13)	
	110-119	Static color11 (10<=CH5channel value <=13)	
	120-129	Static color 12 (10<=CH5channel value <=13)	
	130-139	Static color 13 (10<=CH5channel value <=13)	
	140-149	Static color 14 (10<=CH5channel value <=13)	
	150-159	Static color 15 (10<=CH5channel value <=13)	
	160-169	Static color 16 (10<=CH5channel value <=13)	
	170-179	Static color 17 (10<=CH5channel value <=13)	
	180-189	Static color 18 (10<=CH5channel value <=13)	
	190-199	Static color 19 (10<=CH5channel value <=13)	
	200-209	Static color 20 (10<=CH5channel value <=13)	
	210-219	Static color 21 (10<=CH5channel value <=13)	
	220-229	Static color 22 (10<=CH5channel value <=13)	
	230-239	Static color 23 (10<=CH5channel value <=13)	
240-249	Static color24 (10<=CH5channel value <=13)		
250-255	Static color 25 (10<=CH5channel value <=13)		
CH8	0-9	No Function	Strobe
	10-255	Slow->Fast	
CH9	0-255	The first segment led dimming	When CH6<10 and CH5<10, this channel controls the brightness of the first segment LED, and the color is controlled by CH2~CH3.
CH9	0-255	The second segment	When CH6<10 and CH5<10, this channel controls the brightness

		led dimming	of the second segment LED, and the color is controlled by CH2~CH3.
CH23	0-255	The fifteenth segment led dimming	When CH6<10 and CH5<10, this channel controls the brightness of the fifteenth segment LED, and the color is controlled by CH2~CH3.
CH24	0-255	The sixteenth segment led dimming	When CH6<10 and CH5<10, this channel controls the brightness of the sixteenth segment LED, and the color is controlled by CH2~CH3.

DMX MODE5:48CH

CH1	0-255	RED1 (0-100%)
CH2	0-255	GREEN1 (0-100%)
CH3	0-255	BLUE1 (0-100%)
CH4	0-255	RED2 (0-100%)
CH5	0-255	GREEN2 (0-100%)
CH6	0-255	BLUE2 (0-100%)
...
CH46	0-255	RED16(0-100%)
CH47	0-255	GREEN16 (0-100%)
CH48	0-255	BLUE16 (0-100%)

DMX MODE6:53CH

CH1	0-255	Dimmer
CH2	0-255	RED1 (0-100%)
CH3	0-255	GREEN1 (0-100%)
CH4	0-255	BLUE1 (0-100%)
CH5	0-255	RED2 (0-100%)
CH6	0-255	GREEN2 (0-100%)
CH7	0-255	BLUE2 (0-100%)
...
CH47	0-255	RED16 (0-100%)
CH48	0-255	GREEN16 (0-100%)
CH49	0-255	BLUE16 (0-100%)
	0-9	No Function (CH2-Ch49is valid)
	10-13	Static color(CH52 section)
	14-17	Internal effect1
	18-21	Internal effect2
	22-25	Internal effect3
	26-29	Internal effect4
	30-33	Internal effect5
	34-37	Internal effect6
	38-41	Internal effect7
	42-45	Internal effect8

	222-225	Internal effect53
	226-229	Internal effect54
	230-233	Auto Mode(Run the built-in effect 1-54)
	234-237	DMX Sound mode1
	238-241	DMX Sound mode2
	242-255	DMX Sound mode3
CH51 (take precedenc eCH50)	0-9	No Function(CH50 is valid)
	10-19	Pattern effect1 (CH2, CH3, CH4 control pattern color))
	20-29	Pattern effect 2 (CH2, CH3, CH4 control pattern color)
	30-39	Pattern effect3 (CH2, CH3, CH4 control pattern color)
	40-49	Pattern effect 4 (CH2, CH3, CH4 control pattern color)
	50-59	Pattern effect 5 (CH2, CH3, CH4 control pattern color)
	60-69	Pattern effect6 (CH2, CH3, CH4 control pattern color)
	70-79	Pattern effect 7 (CH2, CH3, CH4 control pattern color)
	80-89	Pattern effect 8 (CH2, CH3, CH4 control pattern color)
	90-99	Pattern effect 9 (CH2, CH3, CH4 control pattern color)
	100-109	Pattern effect 10 (CH2, CH3, CH4 control pattern color)
	110-119	Pattern effect 11 (CH2, CH3, CH4 control pattern color)
	120-129	Pattern effect 12 (CH2, CH3, CH4 control pattern color)
	130-139	Pattern effect13 (CH2, CH3, CH4 control pattern color)
	140-149	Pattern effect 14 (CH2, CH3, CH4 control pattern color)
	150-159	Pattern effect15 (CH2, CH3, CH4 control pattern color)
	160-169	Pattern effect16 (CH2, CH3, CH4 control pattern color)
	170-179	Pattern effect17 (CH2, CH3, CH4 control pattern color)
	180-189	Pattern effect18 (CH2, CH3, CH4 control pattern color)
190-199	Pattern effect 19 (CH2, CH3, CH4 control pattern	

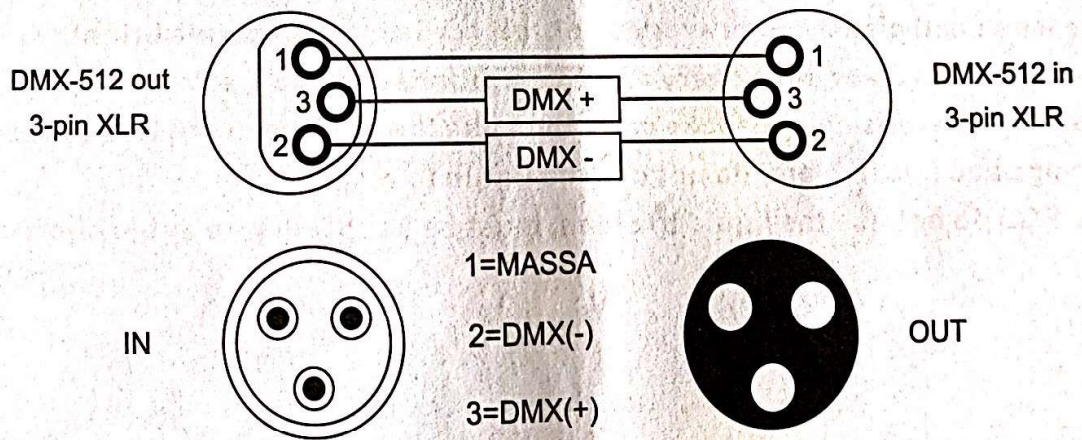

		color)	
	200-209	Pattern effect 20 (CH2, CH3, CH4 control pattern color)	
	210-219	Pattern effect 21 (CH2, CH3, CH4 control pattern color)	
	220-229	Pattern effect 22 (CH2, CH3, CH4 control pattern color)	
	230-239	Pattern effect 23 (CH2, CH3, CH4 control pattern color)	
	240-255	Pattern effect 24 (CH2, CH3, CH4 control pattern color)	
CH52	0-255	DMX Program Speed(Slow->fast)	
	0-9	No Function	
	10-19	Static color1 (10<=CH50channel value <=13)	
	20-29	Static color2 (10<=CH50channel value <=13)	
	30-39	Static color 3(10<=CH50channel value <=13)	
	40-49	Static color4 (10<=CH50channel value <=13)	
	50-59	Static color5 (10<=CH50channel value <=13)	
	60-69	Static color6 (10<=CH50channel value <=13)	
	70-79	Static color7 (10<=CH50channel value <=13)	
	80-89	Static color8 (10<=CH50channel value <=13)	
	90-99	Static color9 (10<=CH50channel value <=13)	
	100-109	Static color 10(10<=CH50channel value <=13)	
	110-119	Static color11 (10<=CH50channel value <=13)	
	120-129	Static color 12(10<=CH50channel value <=13)	
	130-139	Static color13 (10<=CH50channel value <=13)	
	140-149	Static color14 (10<=CH50channel value <=13)	
	150-159	Static color15 (10<=CH50channel value <=13)	
	160-169	Static color16 (10<=CH50channel value <=13)	
	170-179	Static color17 (10<=CH50channel value <=13)	
	180-189	Static color18 (10<=CH50channel value <=13)	
	190-199	Static color19 (10<=CH50channel value <=13)	
	200-209	Static color20 (10<=CH50channel value <=13)	
	210-219	Static color 21(10<=CH50channel value <=13)	
	220-229	Static color22 (10<=CH50channel value <=13)	
	230-239	Static color23 (10<=CH50channel value <=13)	
240-249	Static color 24(10<=CH50channel value <=13)		
250-255	Static color25 (10<=CH50channel value <=13)		
CH53	0-9	No Function	Strobe
	10-255	Slow->Fast	



ATTENTION:
DANGER OF LIFE! RISK OF BURNS!
RISK OF FIRE! RISK OF SHORT CIRCUIT!

DMX Signal Connection

3-Pin XLR to 5-Pin XLR Conversion		
Conductor	3-Pin XLR Female (OUT)	5-Pin XLR Male (IN)
Ground/Shield	Pin 1	Pin 1
Data Compliment (-signal)	Pin 2	Pin 2
Data True (+signal)	Pin 3	Pin 3
Not Used		Pin 4-Do Not Used
Not Used		Pin 5-Do Not Used



You should find inside the LEDJ carton the following items:

1. LED LIGHT
2. Power cable
3. InstruCtion manual

Technical Specifications:

1. 224Pcs(14x16Pcs) SMD 5050 3IN1 RGB.
2. 3/5/8/22/48/53 DMX Channels
3. AC110-240V-50/60Hz
3. Auto, sound or master/slave operation
4. Strobe mode


MAINTENANCE

Attention:

- ※ Periodical to maintain the par light
- ※ Check the screw of the spare parts in order to use well
- ※ Clearing the dust and fragments of the inner par light, to keep the inner par light clearly
- ※ Clearing the lens
- ※ More dust, smoke and granular can cause appearance of the par light corrosively, even cause overheated to damage equipment
- ※ Attention: Before take the light apart, please cut the power source.



**CAUTION: Take care using this equipment!
high voltage-risk of electric shock!!**



Clearing

- ※ Cutting the power source when the light is cool, to move the cover of the light
- ※ Using the vacuum cleaner or the gas from air compressor to remove the dust of the appearance of the par light
- ※ The lens need clearly once every week, otherwise to reduce the bright.
- ※ The fans need clear once every month, to promise the cool effect.
- ※ Clearing the lens must be take care, because the surface of the lens is easy to damage and cutting, and do not use the liquid to clean
- ※ The PCB do not use the liquid to clean, must be keep it dry, to avoid short circuit